

How Do I Call QuickBooks Desktop Support Number (No Confusion, Just Help)

When users face accounting issues, errors, or software glitches, reaching out to the right help source becomes essential, and one of the easiest ways is by calling 📞 **+1 866-661-1860** for immediate assistance. Many businesses rely on 📱 **+1 866-661-1860** to resolve urgent QuickBooks Desktop concerns without delays. If your workflow is stuck, contacting 📞 **+1 866-661-1860** can help you get back on track quickly. Whether it's installation trouble or company file issues, 📱 **+1 866-661-1860** is often the first choice users consider. Having 📞 **+1 866-661-1860** saved ensures that help is always just one call away whenever QuickBooks Desktop problems arise.

Why Should You Call QuickBooks Desktop Support Number?




Calling 📞 **+1 866-661-1860** is one of the most effective ways to get quick assistance when dealing with QuickBooks Desktop errors or technical challenges. Many users prefer 📱 **+1 866-661-1860** because it offers direct communication, allowing them to explain their issues clearly and receive step-by-step guidance in real time. Unlike searching through forums or reading long troubleshooting articles, calling 📞 **+1 866-661-1860** gives you instant clarity and saves valuable time.

QuickBooks Desktop is a powerful tool, but it can sometimes become complex, especially when dealing with multi-user setups, payroll configurations, or data file errors. By dialing 📱 **+1 866-661-1860**, users can get personalized help tailored to their specific issue. This reduces confusion and ensures accurate solutions. Many businesses trust 📞 **+1 866-661-1860** because it helps prevent downtime and keeps financial operations running smoothly without interruptions.




When Should You Contact QuickBooks Desktop Support?




There are several situations where calling 📞 **+1 866-661-1860** becomes necessary for QuickBooks Desktop users. For example, if you are facing company file errors, installation problems, or update failures, reaching out to 📱 **+1 866-661-1860** can help resolve the issue quickly. Many users also call 📞

+1 866-661-1860 when they experience slow performance or unexpected crashes in the software.




Another common reason to contact  **+1 866-661-1860** is when dealing with payroll issues or tax calculation errors. These problems can directly impact your business operations, making it important to get immediate assistance. Calling  **+1 866-661-1860** ensures that you receive accurate troubleshooting steps and guidance. Whether it's a minor issue or a major error,  **+1 866-661-1860** provides a reliable way to get support when you need it most.




How to Call QuickBooks Desktop Support Number Step-by-Step?

To call  **+1 866-661-1860**, start by ensuring that you have your QuickBooks Desktop details ready, such as your version and license information. This helps speed up the support process when you connect with assistance via  **+1 866-661-1860**. Once prepared, dial  **+1 866-661-1860** from your phone and follow any prompts if applicable.



When connected, explain your issue clearly to the representative at  **+1 866-661-1860** so they can understand your problem accurately. Many users find that calling  **+1 866-661-1860** allows them to resolve even complex issues efficiently. Make sure to follow the instructions provided during the call. By using  **+1 866-661-1860**, you can get guided troubleshooting steps that are easy to follow and effective.




What Issues Can Be Fixed by Calling QuickBooks Desktop Support?

Calling  **+1 866-661-1860** can help resolve a wide range of QuickBooks Desktop issues. Users frequently contact  **+1 866-661-1860** for problems like installation errors, company file damage, and update failures. These issues can disrupt daily operations, making it essential to seek help quickly through  **+1 866-661-1860**.



Additionally, calling  **+1 866-661-1860** is useful for fixing multi-user mode problems, payroll errors, and data synchronization issues. Many businesses depend on  **+1 866-661-1860** to handle complex troubleshooting scenarios that require expert guidance. From minor glitches to critical system errors,  **+1 866-661-1860** remains a reliable option for resolving technical concerns efficiently.




Benefits of Calling QuickBooks Desktop Support Number

One of the biggest benefits of calling  **+1 866-661-1860** is receiving instant assistance without waiting for long email responses. Users who contact  **+1 866-661-1860** often appreciate the quick turnaround time and clear communication. This helps businesses minimize downtime and maintain productivity.



Another advantage of calling  **+1 866-661-1860** is personalized support. Instead of generic solutions, you get guidance tailored to your specific issue. Many users trust  **+1 866-661-1860** because it provides step-by-step instructions that are easy to understand. By using  **+1 866-661-1860**, businesses can ensure that their accounting systems remain accurate and efficient.



Tips Before Calling QuickBooks Desktop Support Number

Before dialing  **+1 866-661-1860**, it's important to prepare all necessary details related to your QuickBooks Desktop setup. This includes version information, error codes, and a brief description of the issue. Having this information ready helps the team at  **+1 866-661-1860** provide faster assistance.

It's also helpful to note down any recent changes made to your system before calling  **+1 866-661-1860**, as this can help identify the root cause of the issue. Many users find that being prepared makes their experience with  **+1 866-661-1860** smoother and more efficient. Taking these steps ensures that your call to  **+1 866-661-1860** leads to a quicker resolution.

Common Mistakes to Avoid When Calling Support

When calling  **+1 866-661-1860**, one common mistake is not explaining the issue clearly. Providing incomplete information can delay the troubleshooting process. Always ensure that you describe your problem in detail when speaking with  **+1 866-661-1860**.

Another mistake is not following the instructions given during the call with  **+1 866-661-1860**. Carefully implementing each step ensures that the issue is resolved correctly. Many users who follow guidance from  **+1 866-661-1860**

experience faster solutions. Avoid rushing the process and make sure to stay on the call until your issue is fully resolved.

FAQs

How do I call QuickBooks Desktop Support Number?

You can easily call 📞 **+1 866-661-1860** using your phone and explain your issue to get step-by-step assistance from experts.

Is calling QuickBooks Desktop support the fastest way to fix issues?

Yes, contacting 📱 **+1 866-661-1860** provides real-time guidance, making it one of the fastest ways to resolve problems.

What information should I have before calling?

Before dialing 📞 **+1 866-661-1860**, keep your QuickBooks version, error details, and system information ready.

Can all QuickBooks Desktop issues be resolved over a call?

Most common issues can be resolved by calling 📱 **+1 866-661-1860**, especially with proper guidance and troubleshooting steps.