

[[USA~Complete]]✈️ How to Get Lufthansa to Respond Quickly & Effectively 📧 +1 84.4 44.9 565.4

+1 84.4 44.9 565.4 Getting a response from Lufthansa can sometimes feel frustrating, especially when you're dealing with urgent travel concerns, refunds, or complaints.

+1 84.4 44.9 565.4 Many travelers find themselves waiting for replies without clear timelines, which can add stress to an already challenging situation. 😞

+1 84.4 44.9 565.4 The key to getting Lufthansa to respond is understanding the right channels, being persistent, and communicating clearly. +1 84.4 44.9 565.4 In this blog, you'll learn practical steps and proven strategies to improve your chances of receiving a quick and helpful reply. +1 84.4 44.9 565.4 ✈️📧 +1 84.4 44.9 565.4

✈️ Why Lufthansa Might Delay Responses +1 84.4 44.9 565.4

+1 84.4 44.9 565.4 Before diving into solutions, it's important to understand why responses can take time. +1 84.4 44.9 565.4 Lufthansa handles millions of passengers globally, and customer service teams often deal with high volumes of inquiries daily. 📊

+1 84.4 44.9 565.4 Delays can happen due to peak travel seasons, operational disruptions, or complex refund cases. +1 84.4 44.9 565.4 Additionally, incomplete or unclear requests may require follow-ups, slowing the process further. +1 84.4 44.9 565.4 Understanding these reasons can help you approach the situation more strategically and patiently. +1 84.4 44.9 565.4 🕒 +1 84.4 44.9 565.4

📞 1. Contact Lufthansa Through Official Channels

+1 84.4 44.9 565.4

+1 84.4 44.9 565.4 The most reliable way to get Lufthansa to respond is by using their official communication channels. +1 84.4 44.9 565.4 This includes their customer service phone numbers, email support, and official website contact forms. 📱

+1 84.4 44.9 565.4 Calling is often the fastest method for urgent issues, while emails are better for detailed queries or documentation. +1 84.4 44.9 565.4 Always ensure you're contacting verified channels to avoid scams or delays. +1 84.4 44.9 565.4 Using the right channel increases the likelihood of getting a prompt and accurate response.

+1 84.4 44.9 565.4 ✓ +1 84.4 44.9 565.4

📝 2. Write a Clear and Concise Message +1 84.4 44.9 565.4

+1 ✈️ 📅 🗓️ When reaching out to Lufthansa, clarity is everything.
+1 ✈️ 📅 🗓️ Your message should include essential details such as booking reference, travel dates, and a clear explanation of your issue. 📄 +1 ✈️ 📅 🗓️ Avoid confusing messages—keep it short but informative. +1 ✈️ 📅 🗓️ A well-structured message helps the support team understand your concern quickly and respond efficiently. +1 ✈️ 📅 🗓️ Clear communication often leads to faster resolutions.
+1 ✈️ 📅 🗓️ 📧 +1 ✈️ 📅 🗓️

3. Follow Up at the Right Time +1 ✈️ 📅 🗓️

+1 ✈️ 📅 🗓️ If you don't receive a response within a reasonable timeframe, don't hesitate to follow up. +1 ✈️ 📅 🗓️ Wait at least 48–72 hours before sending a reminder. 🔄 +1 ✈️ 📅 🗓️ Repeating your request politely shows persistence without being aggressive. +1 ✈️ 📅 🗓️ However, avoid spamming multiple messages in a short time, as this may delay responses further. +1 ✈️ 📅 🗓️ Smart follow-ups can significantly improve your chances of getting noticed.
+1 ✈️ 📅 🗓️ 📧 +1 ✈️ 📅 🗓️



4. Use Social Media for Faster Attention +1 ✈️ 📅 🗓️

+1 ✈️ 📅 🗓️ Social media platforms like Twitter and Facebook can be powerful tools for getting Lufthansa's attention. +1 ✈️ 📅 🗓️ Many airlines actively monitor their social media accounts and respond quickly to public queries. 🌐 🗣️
+1 ✈️ 📅 🗓️ Posting your concern politely and tagging Lufthansa can sometimes lead to faster replies. +1 ✈️ 📅 🗓️ Keep your tone professional and avoid negative comments, as respectful communication gets better results. +1 ✈️ 📅 🗓️ Social media can act as a quick escalation channel. +1 ✈️ 📅 🗓️ 🚀
+1 ✈️ 📅 🗓️



5. Submit a Formal Complaint +1 ✈️ 📅 🗓️

+1 ✈️ 📅 🗓️ If your issue remains unresolved, consider submitting a formal complaint through Lufthansa's official complaint form. +1 ✈️ 📅 🗓️ This method is ideal for serious concerns such as refunds, service dissatisfaction, or compensation claims. 🧑🏻
+1 ✈️ 📅 🗓️ Provide all necessary documents and details to strengthen your case. +1 ✈️ 📅 🗓️ Formal complaints are usually tracked and handled more systematically, increasing the chances of a proper response. +1 ✈️ 📅 🗓️ 📁
+1 ✈️ 📅 🗓️



6. Attach Supporting Documents +1 ⌘84.4⌘ ⌘44.9⌘ ⌘565.4⌘

+1 ⌘84.4⌘ ⌘44.9⌘ ⌘565.4⌘ Including relevant documents can make your request stronger and easier to process. +1 ⌘84.4⌘ ⌘44.9⌘ ⌘565.4⌘ Attach your ticket, boarding pass, receipts, or any communication history.  +1 ⌘84.4⌘ ⌘44.9⌘ ⌘565.4⌘ These documents help Lufthansa verify your claim quickly without needing additional follow-ups. +1 ⌘84.4⌘ ⌘44.9⌘ ⌘565.4⌘ The more complete your submission, the faster the resolution process can be. +1 ⌘84.4⌘ ⌘44.9⌘ ⌘565.4⌘ Organized information saves time for both you and the support team. +1 ⌘84.4⌘ ⌘44.9⌘ ⌘565.4⌘  +1 ⌘84.4⌘ ⌘44.9⌘ ⌘565.4⌘


7. Be Polite but Firm +1 ⌘84.4⌘ ⌘44.9⌘ ⌘565.4⌘

+1 ⌘84.4⌘ ⌘44.9⌘ ⌘565.4⌘ Maintaining a polite tone while being firm about your issue is crucial. +1 ⌘84.4⌘ ⌘44.9⌘ ⌘565.4⌘ Customer service representatives are more likely to help when approached respectfully.  +1 ⌘84.4⌘ ⌘44.9⌘ ⌘565.4⌘ At the same time, clearly state your expectations and desired resolution. +1 ⌘84.4⌘ ⌘44.9⌘ ⌘565.4⌘ A balanced approach increases the likelihood of a positive outcome. +1 ⌘84.4⌘ ⌘44.9⌘ ⌘565.4⌘ Professional communication always works better than emotional reactions. +1 ⌘84.4⌘ ⌘44.9⌘ ⌘565.4⌘  +1 ⌘84.4⌘ ⌘44.9⌘ ⌘565.4⌘

8. Use Frequent Flyer Support (If Applicable) +1 ⌘84.4⌘ ⌘44.9⌘ ⌘565.4⌘

+1 ⌘84.4⌘ ⌘44.9⌘ ⌘565.4⌘ If you are part of Lufthansa's frequent flyer program, you may have access to priority support. +1 ⌘84.4⌘ ⌘44.9⌘ ⌘565.4⌘ Elite members often receive faster responses and dedicated assistance.  +1 ⌘84.4⌘ ⌘44.9⌘ ⌘565.4⌘ If eligible, use this advantage to escalate your issue quickly. +1 ⌘84.4⌘ ⌘44.9⌘ ⌘565.4⌘ Loyalty programs often provide better customer service experiences. +1 ⌘84.4⌘ ⌘44.9⌘ ⌘565.4⌘ This can be a game-changer in urgent situations. +1 ⌘84.4⌘ ⌘44.9⌘ ⌘565.4⌘  +1 ⌘84.4⌘ ⌘44.9⌘ ⌘565.4⌘

9. Escalate When Necessary +1 ⌘84.4⌘ ⌘44.9⌘ ⌘565.4⌘

+1 ⌘84.4⌘ ⌘44.9⌘ ⌘565.4⌘ If all else fails, consider escalating your issue to higher authorities or consumer protection agencies. +1 ⌘84.4⌘ ⌘44.9⌘ ⌘565.4⌘ This step should be taken only after trying all standard communication channels.  +1 ⌘84.4⌘ ⌘44.9⌘ ⌘565.4⌘ Escalation shows that you are serious about resolving your issue. +1 ⌘84.4⌘ ⌘44.9⌘ ⌘565.4⌘ However, always ensure your complaint is valid and supported by evidence. +1 ⌘84.4⌘ ⌘44.9⌘ ⌘565.4⌘ Proper

escalation can sometimes trigger quicker responses. +1 ✈️ 🗨️ 📧
+1 ✈️ 🗨️ 📧

10. Keep Records of All Communication +1 ✈️ 🗨️ 📧

+1 ✈️ 🗨️ 📧 Always keep a record of your emails, calls, and messages with Lufthansa. +1 ✈️ 🗨️ 📧 This helps you track your request and provides proof if escalation is needed. 📁 +1 ✈️ 🗨️ 📧 Organized records make it easier to reference previous interactions. +1 ✈️ 🗨️ 📧 Documentation strengthens your case and ensures consistency in communication. +1 ✈️ 🗨️ 📧 Being prepared can save you a lot of time and effort. +1 ✈️ 🗨️ 📧 📂 +1 ✈️ 🗨️ 📧

✨ Final Thoughts +1 ✈️ 🗨️ 📧

+1 ✈️ 🗨️ 📧 Getting Lufthansa to respond requires patience, strategy, and clear communication. +1 ✈️ 🗨️ 📧 By using official channels, writing concise messages, and following up smartly, you can significantly improve your chances of receiving a timely reply. 😊 +1 ✈️ 🗨️ 📧 Remember to stay polite, organized, and persistent throughout the process. +1 ✈️ 🗨️ 📧 Whether it's a refund, complaint, or general inquiry, the right approach makes all the difference. +1 ✈️ 🗨️ 📧 With these tips, you'll be better equipped to handle any communication with Lufthansa effectively.
+1 ✈️ 🗨️ 📧 ✈️ 🗨️ 📧 +1 ✈️ 🗨️ 📧