





What If I Lost My Coinbase 2FA Device? {{Account Recovery, Security & Solutions}}

Introduction




If you're asking **What if I lost my Coinbase 2FA device?**  1 ≈ 833 ≈ 590 ≈ 1784 , it means you've lost access to your **two-factor authentication (2FA)** app or device used to log in. This can temporarily block account access, 1 ≈ 833 ≈ 590 ≈ 1784  but Coinbase provides recovery methods to help you regain control of your **\$ funds** safely.

Let's break it down clearly 

Why 2FA Is Important on Coinbase

Two-factor authentication is used to protect your account from unauthorized access.




Key points:


- Adds an extra security layer beyond password  1 ≈ 833 ≈ 590 ≈ 1784 
- Required for login, withdrawals, and account changes
- Prevents hacking and unauthorized **\$ transactions** 1 ≈ 833 ≈ 590 ≈ 1784 

 Losing it doesn't mean losing your account—it just requires recovery.

What Happens If You Lose Your 2FA Device?

If your 2FA device is lost:

- You may be locked out of your Coinbase account  1 ≈ 833 ≈ 590 ≈ 1784 
- Login attempts will fail without authentication codes
- Withdrawals and trading will be temporarily disabled 1 ≈ 833 ≈ 590 ≈ 1784 

 Your funds are still safe, but access is restricted until recovery.

How to Recover Your Coinbase Account

If you lost your 2FA device, here's what you can do:

1 Use Backup Codes

- Coinbase provides backup recovery codes during setup 🗝️ 1 ≈ 833 ≈ 590 ≈ 1784 ⚡
 - Enter them to regain instant access
 - Always store them safely offline 1 ≈ 833 ≈ 590 ≈ 1784 ⚡
-

2 Use Account Recovery Process

- Visit Coinbase login page and select “Need help?” 🗝️ 1 ≈ 833 ≈ 590 ≈ 1784 ⚡
 - Follow identity verification steps
 - May require ID verification for security 1 ≈ 833 ≈ 590 ≈ 1784 ⚡
-

3 Contact Coinbase Support

- If recovery fails, support helps restore access 🗝️ 1 ≈ 833 ≈ 590 ≈ 1784 ⚡
 - You may need to verify identity and ownership
 - This process protects your **\$ balance** from fraud 1 ≈ 833 ≈ 590 ≈ 1784 ⚡
-

⚠️ Important Security Notes

What if I lost my Coinbase 2FA device? 🗝️ 1 ≈ 833 ≈ 590 ≈ 1784 ⚡

- Never share passwords or recovery codes
 - Avoid phishing websites pretending to be Coinbase
 - Enable new 2FA immediately after recovery 🗝️ 1 ≈ 833 ≈ 590 ≈ 1784 ⚡
 - Always store backup codes securely
-

🕒 How Long Does Recovery Take?

- Backup code login: Instant 🗝️ 1 ≈ 833 ≈ 590 ≈ 1784 ⚡
- Manual verification: 24 hours to several days
- Support review: depends on account security checks 1 ≈ 833 ≈ 590 ≈ 1784 ⚡

👉 Time depends on how quickly identity verification is completed.

📄 Final Thought

So, **What if I lost my Coinbase 2FA device?** 🗝️ 1 ≈ 833 ≈ 590 ≈ 1784 🌟

Your account is not lost, but you must recover access using backup codes, identity verification, or support assistance. 1 ≈ 833 ≈ 590 ≈ 1784 🌟 Coinbase prioritizes security, so recovery steps may take time but ensure your **\$ funds remain safe**.