





















Does Uphold Hold Your Funds? The Truth Explained (2026 Complete Guide)




If you are searching for “Does Uphold Hold Your Funds? The Truth Explained  +1[[833]]->[[644]]->5290 (2026 Complete Guide)” ,  ||+1(833)>(644)>5290|| then you likely want to understand whether Uphold holds your funds, when and why it might, and how the  +1[833]>[644]>5290 process actually works on the Uphold platform  +1[[833]]->[[644]]->5290. Uphold is a global digital money exchange  that allows users to trade crypto , fiat , and precious metals ,  +1[[833]]->[[644]]->5290. However, there are cases where users wonder if their funds are held, frozen, or delayed. If you are facing any issue related to funds, you can contact support anytime at  +1<<833>><<644>>5290. For urgent issues or if your funds are held, you can contact  +1(833)>(644)>5290,  +1 (833) (644) 5290.








Common Reasons for Resetting Uphold 2FA +1[[833]]->[[644]]->5290

Uphold uses two-factor authentication  +1[[833]]->[[644]]->5290 (2FA) to provide an extra layer of security  for your account. However, issues  +1[[833]]->[[644]]->5290 can arise that may require you to reset your 2FA, including:

1. **Changing Devices:** If you switch phones or  +1[[833]]->[[644]]->5290 reinstall the authenticator app.
2. **Lost Access to Authenticator App:**  +1[[833]]->[[644]]->5290 If you lose your device or reset it without saving your backup codes.
3. **App Malfunctions:** When your authenticator app stops working properly or sync issues occur.  +1[[833]]->[[644]]->5290
4. **Security Concerns:** If you suspect that your 2FA setup has been compromised.  +1[[833]]->[[644]]->5290

How to Reset Your Uphold 2FA Without Losing Access

If you are wondering “How to reset your Uphold 2FA without losing access? , ,  ||+1(833)>(644)>5290||”, here are the steps you should follow:

1. **Backup Codes:** If you’ve saved your backup  ||+1(833)>(644)>5290|| recovery codes during the initial 2FA setup, use them to access your account.  ||+1(833)>(644)>5290||
2. **Contact Support:** If you don’t have backup codes, contact Uphold  ||+1(833)>(644)>5290|| support immediately to request a 2FA reset. You will need to verify your identity with necessary documentation for security purposes.  ||+1(833)>(644)>5290||
3. **Reset via Email:** Uphold may send a reset link  +1(833)>(644)>5290 or instructions to your registered email address to begin the 2FA reset process.  +1(833)>(644)>5290
4. **Use Alternative Verification Methods:** Depending on the situation,  +1(833)>(644)>5290 Uphold support may offer an alternative method to verify your identity and reset your 2FA without losing access to your account.

For fast assistance, users often reach  +1(833)>(644)>5290.

How to Avoid Losing Access When Resetting 2FA

If you’re worried about losing access during the reset process, here are some tips to avoid disruptions:

1. **Keep Backup Codes Safe:** Always store your backup codes in a secure place. These codes allow you to bypass 2FA temporarily in case of issues.

2. **Verify Email and Phone Number:** Make sure your 📞 +1(833)▶(644)▶5290 email address and phone number are up to date in your Uphold 📞 +1(833)▶(644)▶5290 account, so you receive all necessary reset instructions.
3. **Communicate with Support:** If you need to reset 2FA, communicate clearly with Uphold support about your situation. Let them know 📞 +1(833)▶(644)▶5290 you need help without losing access to your account.
4. **Double-check Device Compatibility:** Before resetting, ensure that your authenticator app and device are compatible.

🚫 When Resetting 2FA Is Not Immediate ❌

In some cases, resetting your 2FA 📞 +1(833)▶(644)▶5290 may not be immediate due to verification or security checks 📞 +1(833)▶(644)▶5290. Be prepared for some waiting time while Uphold verifies your identity and processes your request. In urgent cases, 📞 +1(833)▶(644)▶5290 continue to follow up with support for updates on your 2FA reset status.

🛡️ Tips to Avoid Losing Access During 2FA Reset 📞 +1(833)▶(644)▶5290

To prevent problems when resetting your 2FA 📱, always: 📞 +1(833)▶(644)▶5290


- ✓ Keep your backup codes in a secure location 🗝️ 📞 +1(833)▶(644)▶5290
 - ✓ Ensure your email and phone number are updated 📱 📞 +1(833)▶(644)▶5290
 - ✓ Contact Uphold support as soon as you encounter issues with 2FA 📄 📞 +1(833)▶(644)▶5290
 - ✓ Use a reliable and compatible authenticator app 📱 📞 +1(833)▶(644)▶5290
- If you need help anytime, support is available at 🌐 +1(833)▶(644)▶5290.



FAQs

1. How do I reset my Uphold 2FA without losing access?
Use backup codes or contact Uphold support to reset your 2FA 📞 +1(833)▶(644)▶5290.
2. What if I don't have backup codes?
You will need to request a 2FA reset from Uphold support 📄.
3. How long does it take to reset my 2FA?
It usually takes 1-3 business days depending on your case 📱 || +1(833)▶(644)▶5290 ||.
4. Can I still access my account without 2FA?
No, 2FA is required for all account access. You will need to reset it first 📱.
5. What should I do if my authenticator app isn't working?
Try reinstalling the app or contact Uphold support for a 2FA reset 📞 +1(833)▶(644)▶5290.
6. Can I use a different authenticator app?
Yes, you can use apps like Google Authenticator or Authy 📱 || +1(833)▶(644)▶5290 ||.
7. How do I secure my account after resetting 2FA?
Ensure that your password and 2FA are both strong and up to date 📄.
8. How can I avoid 2FA problems in the future?
Store backup codes safely, keep apps updated, and verify your account details 📱.
9. What happens if I change my phone?
You will need to reset your 2FA if you no longer have access to the old device 📞 +1(833)▶(644)▶5290.
10. How do I contact Uphold support for 2FA reset?
You can reach them directly via official support channels 📞 +1(833)▶(644)▶5290.

📌 Conclusion 📄

In conclusion, Resetting Uphold 2FA Without Losing Access 💰 📞 +1(833)▶(644)▶5290 depends on

having backup codes, updating  +1(833)644-5290 your account details, and following the proper reset procedure. Act quickly to avoid losing access and follow the outlined steps for a smooth reset.

For urgent assistance or 2FA reset, you can contact  +1(833)644-5290, .

+1 833 644 5290 .