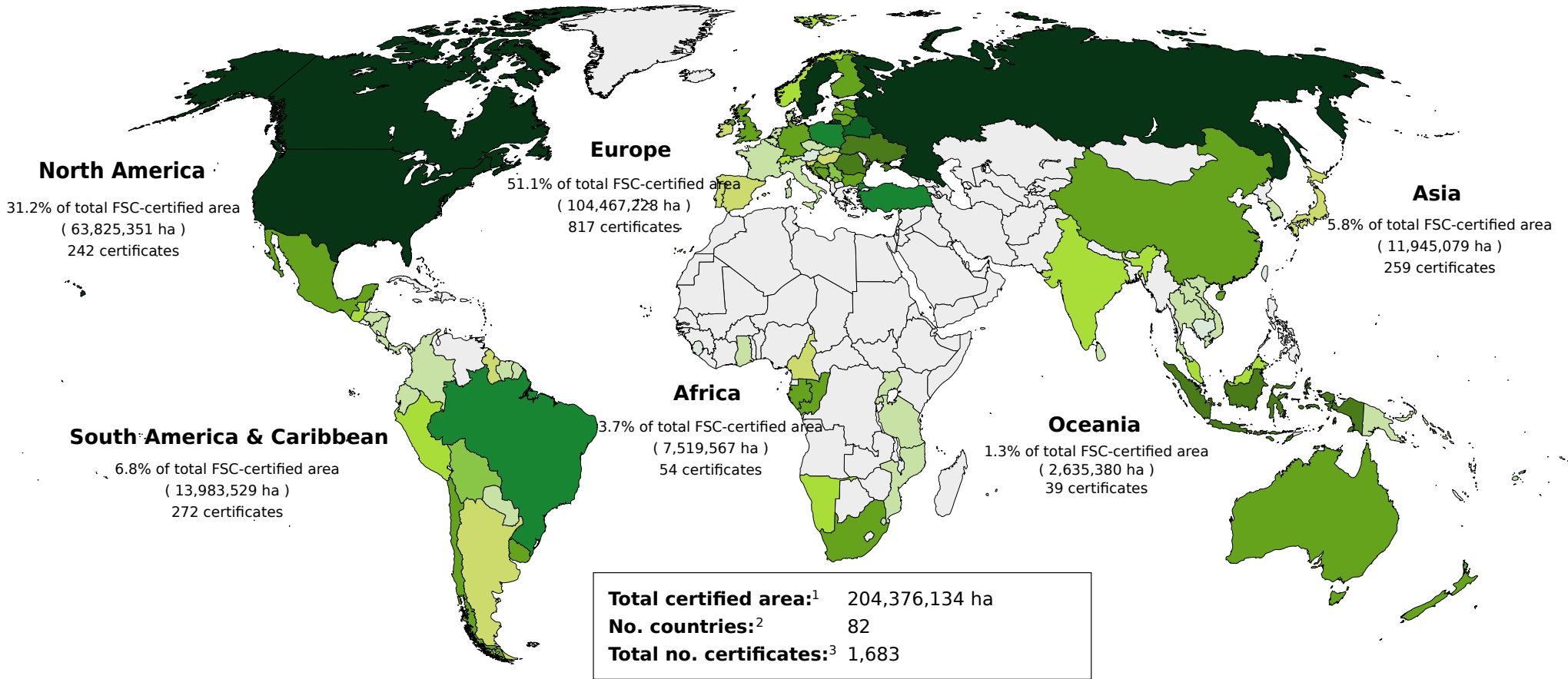




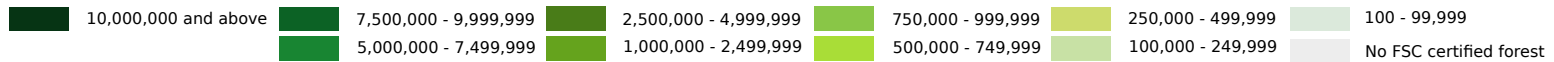
# FSC Facts & Figures

February 17, 2020

# Global FSC-certified forest area



## Total FSC-certified forest area in ha



Based on numbers from FSC International - Core Business Systems  
Created: 17.02.2020



## Global FSC-certified Area and Number of Certificates: by region and country

| Africa                 | Total area (ha)  | No.       |
|------------------------|------------------|-----------|
| CAMEROON               | 341,708          | 1         |
| CONGO, THE REPUBLIC OF | 2,410,693        | 4         |
| ESWATINI               | 125,132          | 4         |
| GABON                  | 2,061,190        | 6         |
| GHANA                  | 21,430           | 2         |
| MOZAMBIQUE             | 118,003          | 3         |
| NAMIBIA                | 726,252          | 5         |
| RWANDA                 | 10,002           | 1         |
| SIERRA LEONE           | 6,281            | 1         |
| SOUTH AFRICA           | 1,430,731        | 21        |
| TANZANIA, UNITED       | 225,360          | 2         |
| UGANDA                 | 42,785           | 4         |
| <b>Total</b>           | <b>7,519,567</b> | <b>54</b> |

| Asia               | Total area (ha) | No. |
|--------------------|-----------------|-----|
| CAMBODIA           | 7,896           | 1   |
| CHINA              | 1,064,208       | 78  |
| INDIA              | 522,486         | 8   |
| INDONESIA          | 3,015,509       | 37  |
| JAPAN              | 414,296         | 35  |
| KOREA, REPUBLIC OF | 33,916          | 1   |
| LAOS               | 85,985          | 4   |
| MALAYSIA           | 689,992         | 12  |
| SRI LANKA          | 19,688          | 4   |
| TAIWAN             | 1,437           | 3   |
| THAILAND           | 93,956          | 21  |
| TURKEY             | 5,800,502       | 11  |
| VIETNAM            | 195,208         | 44  |

|              |                   |            |
|--------------|-------------------|------------|
| <b>Total</b> | <b>11,945,079</b> | <b>259</b> |
|--------------|-------------------|------------|

| Europe                 | Total area (ha) | No. |
|------------------------|-----------------|-----|
| AUSTRIA                | 479             | 1   |
| BELARUS                | 8,690,052       | 68  |
| BELGIUM                | 28,627          | 3   |
| BOSNIA AND HERZEGOVINA | 1,825,340       | 9   |
| BULGARIA               | 1,456,990       | 25  |
| CROATIA                | 2,044,407       | 4   |
| CZECH REPUBLIC         | 113,199         | 9   |
| DENMARK                | 224,147         | 4   |
| ESTONIA                | 1,170,505       | 8   |
| FINLAND                | 1,918,126       | 9   |
| FRANCE                 | 65,160          | 9   |
| GERMANY                | 1,438,094       | 57  |
| HUNGARY                | 308,437         | 6   |
| IRELAND                | 445,441         | 4   |
| ITALY                  | 66,379          | 19  |
| LATVIA                 | 1,117,219       | 18  |
| LITHUANIA              | 1,208,174       | 31  |
| LUXEMBOURG             | 23,085          | 3   |
| NETHERLANDS            | 167,995         | 3   |
| NORWAY                 | 643,466         | 5   |
| POLAND                 | 6,975,299       | 18  |
| PORTUGAL               | 478,811         | 34  |
| ROMANIA                | 2,829,158       | 31  |
| RUSSIA                 | 51,095,690      | 207 |
| SERBIA                 | 963,491         | 3   |
| SLOVAKIA               | 208,652         | 11  |
| SLOVENIA               | 262,986         | 2   |
| SPAIN                  | 337,527         | 30  |

|                |                    |            |
|----------------|--------------------|------------|
| SWEDEN         | 11,649,613         | 21         |
| SWITZERLAND    | 580,992            | 3          |
| UKRAINE        | 4,508,458          | 133        |
| UNITED KINGDOM | 1,621,231          | 29         |
| <b>Total</b>   | <b>104,467,228</b> | <b>817</b> |

| Latin America & Caribbean | Total area (ha)   | No.        |
|---------------------------|-------------------|------------|
| ARGENTINA                 | 467,046           | 11         |
| BELIZE                    | 197,122           | 2          |
| BOLIVIA                   | 866,246           | 8          |
| BRAZIL                    | 7,044,900         | 134        |
| CHILE                     | 2,334,232         | 23         |
| COLOMBIA                  | 154,344           | 9          |
| COSTA RICA                | 38,526            | 13         |
| ECUADOR                   | 59,445            | 6          |
| GUATEMALA                 | 503,936           | 9          |
| GUYANA                    | 423,565           | 3          |
| HONDURAS                  | 17,815            | 1          |
| NICARAGUA                 | 22,416            | 5          |
| PANAMA                    | 30,678            | 9          |
| PARAGUAY                  | 42,613            | 5          |
| PERU                      | 678,676           | 9          |
| SURINAME                  | 21,720            | 1          |
| URUGUAY                   | 1,080,248         | 24         |
| <b>Total</b>              | <b>13,983,529</b> | <b>272</b> |

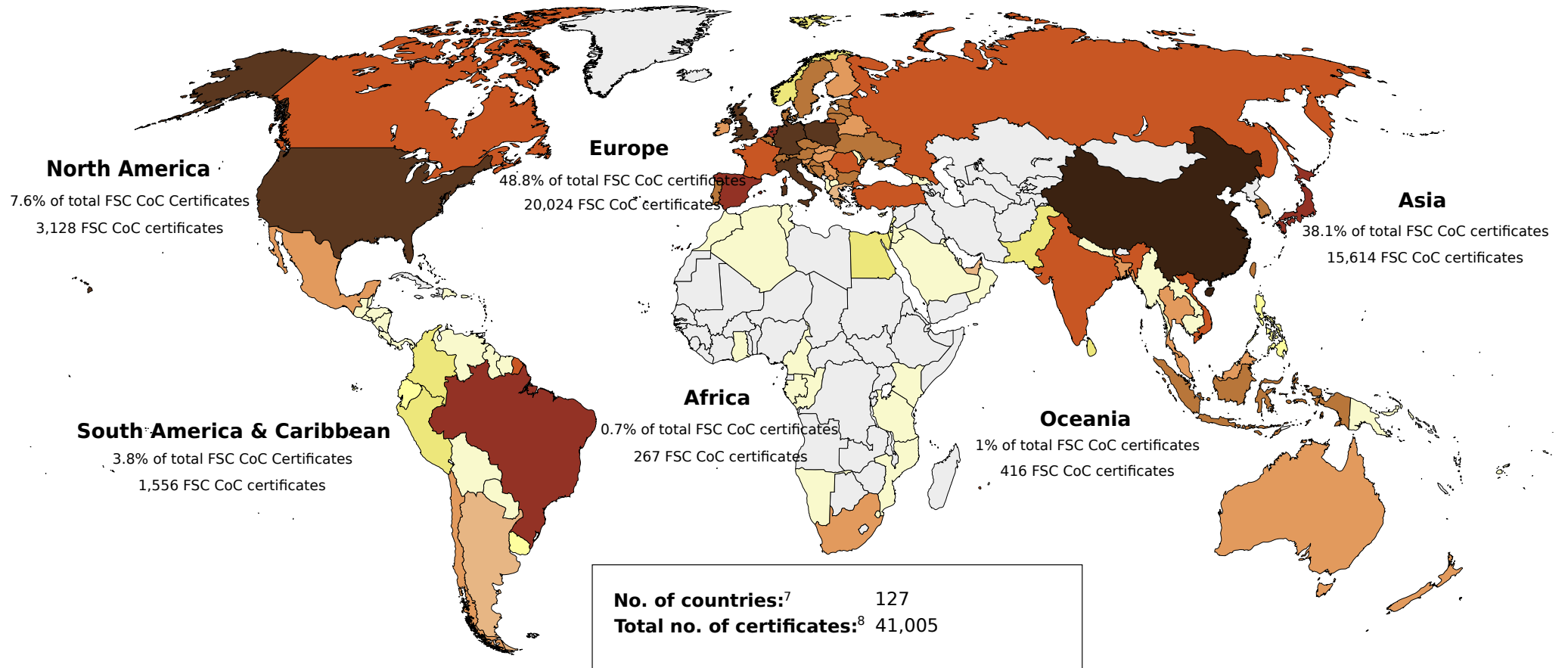


| North America | Total area (ha) | No. |
|---------------|-----------------|-----|
| CANADA        | 48,383,132      | 56  |
| MEXICO        | 1,304,401       | 90  |
| UNITED STATES | 14,137,817      | 96  |
| Total         | 63,825,351      | 242 |

| Oceania          | Total area (ha) | No. |
|------------------|-----------------|-----|
| AUSTRALIA        | 1,214,511       | 13  |
| FIJI             | 83,368          | 1   |
| NEW ZEALAND      | 1,283,138       | 22  |
| PAPUA NEW GUINEA | 15,016          | 2   |
| SOLOMON ISLANDS  | 39,346          | 1   |
| Total            | 2,635,380       | 39  |

Number of countries:<sup>4</sup> 82  
Total number of certificates:<sup>5</sup> 1,683  
Total FSC-certified forest area:<sup>6</sup> 204,376,134

# Global FSC Chain of Custody certificates



### Number of FSC CoC certificates



Based on numbers from FSC International - Core Business Systems  
Created: 17.02.2020



## Global FSC Chain of Custody certificates: by region and country

| Africa                       | No.        |
|------------------------------|------------|
| ALGERIA                      | 1          |
| CAMEROON                     | 6          |
| CONGO, THE REPUBLIC OF       | 3          |
| EGYPT                        | 42         |
| ESWATINI                     | 3          |
| GABON                        | 13         |
| GHANA                        | 7          |
| KENYA                        | 7          |
| MAURITIUS                    | 2          |
| MOROCCO                      | 14         |
| MOZAMBIQUE                   | 1          |
| NAMIBIA                      | 11         |
| SEYCHELLES                   | 3          |
| SOUTH AFRICA                 | 145        |
| TANZANIA, UNITED REPUBLIC OF | 3          |
| TUNISIA                      | 6          |
| <b>Total</b>                 | <b>267</b> |

| Asia               | No.   |
|--------------------|-------|
| BAHRAIN            | 2     |
| BANGLADESH         | 153   |
| CAMBODIA           | 14    |
| CHINA              | 9,510 |
| HONG KONG          | 557   |
| INDIA              | 698   |
| INDONESIA          | 321   |
| ISRAEL             | 19    |
| JAPAN              | 1,535 |
| JORDAN             | 2     |
| KOREA, REPUBLIC OF | 328   |
| KUWAIT             | 4     |
| LAOS               | 2     |
| LEBANON            | 20    |
| MACAU              | 1     |
| MALAYSIA           | 184   |
| MYANMAR            | 10    |
| NEPAL              | 1     |
| OMAN               | 5     |
| PAKISTAN           | 62    |

|                      |               |
|----------------------|---------------|
| PHILIPPINES          | 23            |
| QATAR                | 11            |
| SAUDI ARABIA         | 14            |
| SINGAPORE            | 126           |
| SRI LANKA            | 36            |
| TAIWAN               | 295           |
| THAILAND             | 217           |
| TURKEY               | 506           |
| UNITED ARAB EMIRATES | 122           |
| VIETNAM              | 836           |
| <b>Total</b>         | <b>15,614</b> |

| Europe                 | No.   |
|------------------------|-------|
| ALBANIA                | 2     |
| AUSTRIA                | 306   |
| BELARUS                | 235   |
| BELGIUM                | 285   |
| BOSNIA AND HERZEGOVINA | 313   |
| BULGARIA               | 473   |
| CROATIA                | 292   |
| CYPRUS                 | 11    |
| CZECH REPUBLIC         | 295   |
| DENMARK                | 308   |
| ESTONIA                | 276   |
| FINLAND                | 150   |
| FRANCE                 | 768   |
| GEORGIA                | 1     |
| GERMANY                | 2,234 |
| GREECE                 | 118   |
| HUNGARY                | 158   |
| IRELAND                | 127   |
| ITALY                  | 2,592 |
| KOSOVO                 | 1     |
| LATVIA                 | 312   |
| LIECHTENSTEIN          | 3     |
| LITHUANIA              | 389   |
| LUXEMBOURG             | 13    |
| MALTA                  | 13    |
| MOLDOVA, REPUBLIC OF   | 3     |
| MONACO                 | 8     |

|                               |               |
|-------------------------------|---------------|
| NETHERLANDS                   | 1,224         |
| NORTH MACEDONIA, Republic of  | 14            |
| NORWAY                        | 60            |
| POLAND                        | 2,074         |
| PORTUGAL                      | 350           |
| ROMANIA                       | 763           |
| RUSSIA                        | 678           |
| SAN MARINO                    | 6             |
| SERBIA                        | 208           |
| SLOVAKIA                      | 164           |
| SLOVENIA                      | 248           |
| SPAIN                         | 1,128         |
| SWEDEN                        | 402           |
| SWITZERLAND                   | 435           |
| UKRAINE                       | 333           |
| UNITED KINGDOM                | 2,250         |
| VATICAN CITY STATE (HOLY SEE) | 1             |
| <b>Total</b>                  | <b>20,024</b> |

| Latin America & Caribbean | No.   |
|---------------------------|-------|
| ARGENTINA                 | 121   |
| BAHAMAS                   | 1     |
| BELIZE                    | 2     |
| BOLIVIA                   | 10    |
| BRAZIL                    | 1,051 |
| BRITISH VIRGIN ISLANDS    | 4     |
| CAYMAN ISLANDS            | 1     |
| CHILE                     | 190   |
| COLOMBIA                  | 34    |
| COSTA RICA                | 10    |
| DOMINICAN REPUBLIC        | 2     |
| ECUADOR                   | 18    |
| EL SALVADOR               | 8     |
| GUATEMALA                 | 13    |
| GUYANA                    | 3     |
| HONDURAS                  | 1     |
| NICARAGUA                 | 1     |
| PANAMA                    | 3     |
| PARAGUAY                  | 12    |
| PERU                      | 46    |



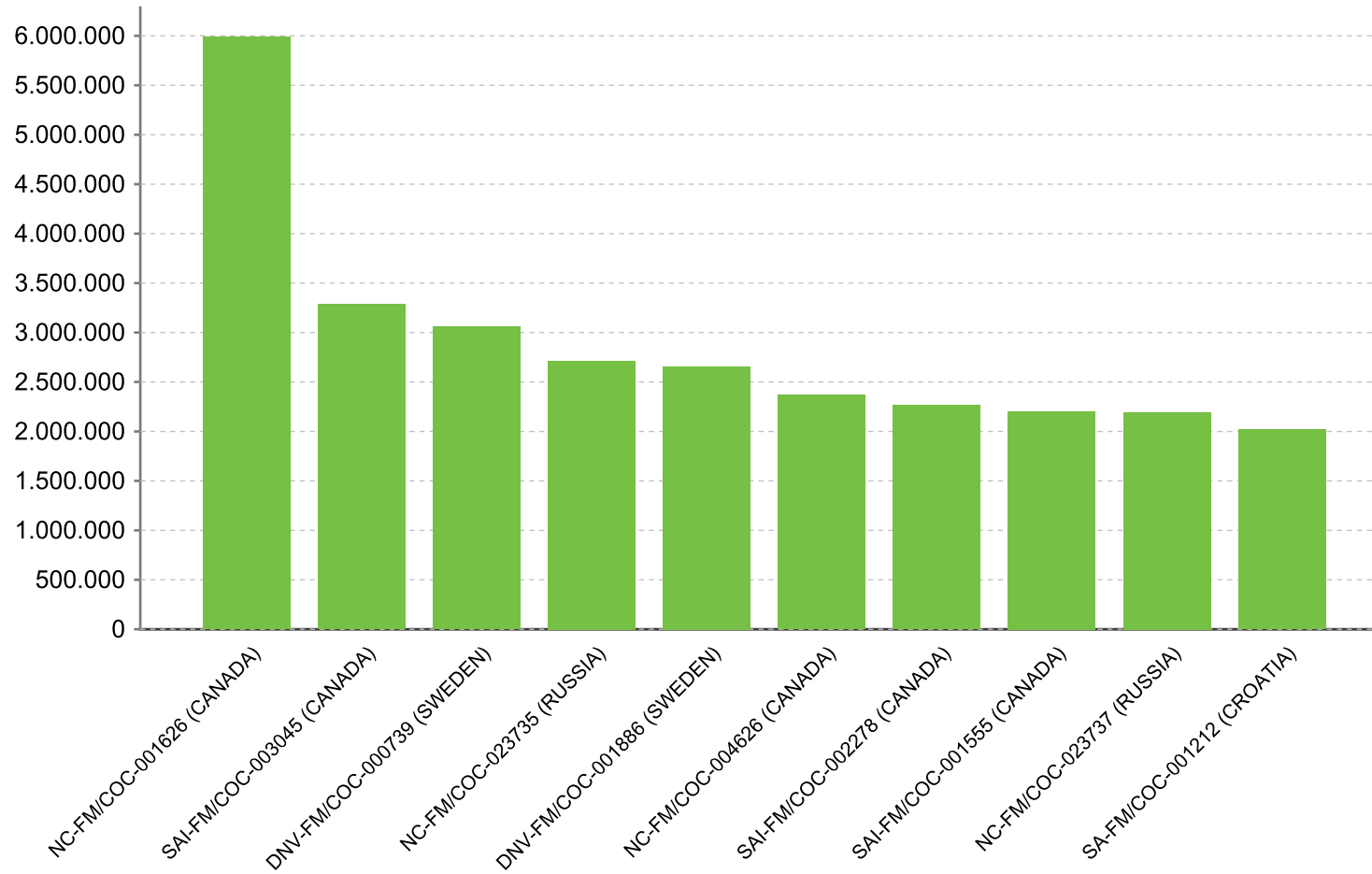
|                                  |              |
|----------------------------------|--------------|
| PUERTO RICO                      | 1            |
| SAINT VINCENT AND THE GRENADINES | 2            |
| SURINAME                         | 2            |
| URUGUAY                          | 19           |
| VENEZUELA                        | 1            |
| <b>Total</b>                     | <b>1,556</b> |

| North America | No.          |
|---------------|--------------|
| CANADA        | 585          |
| MEXICO        | 165          |
| UNITED STATES | 2,378        |
| <b>Total</b>  | <b>3,128</b> |

| Oceania           | No.        |
|-------------------|------------|
| AMERICAN SAMOA    | 1          |
| AUSTRALIA         | 248        |
| BRUNEI DARUSSALAM | 1          |
| FIJI              | 3          |
| GUAM              | 1          |
| MARSHALL ISLANDS  | 7          |
| NEW ZEALAND       | 151        |
| PAPUA NEW GUINEA  | 2          |
| SAMOA             | 2          |
| <b>Total</b>      | <b>416</b> |

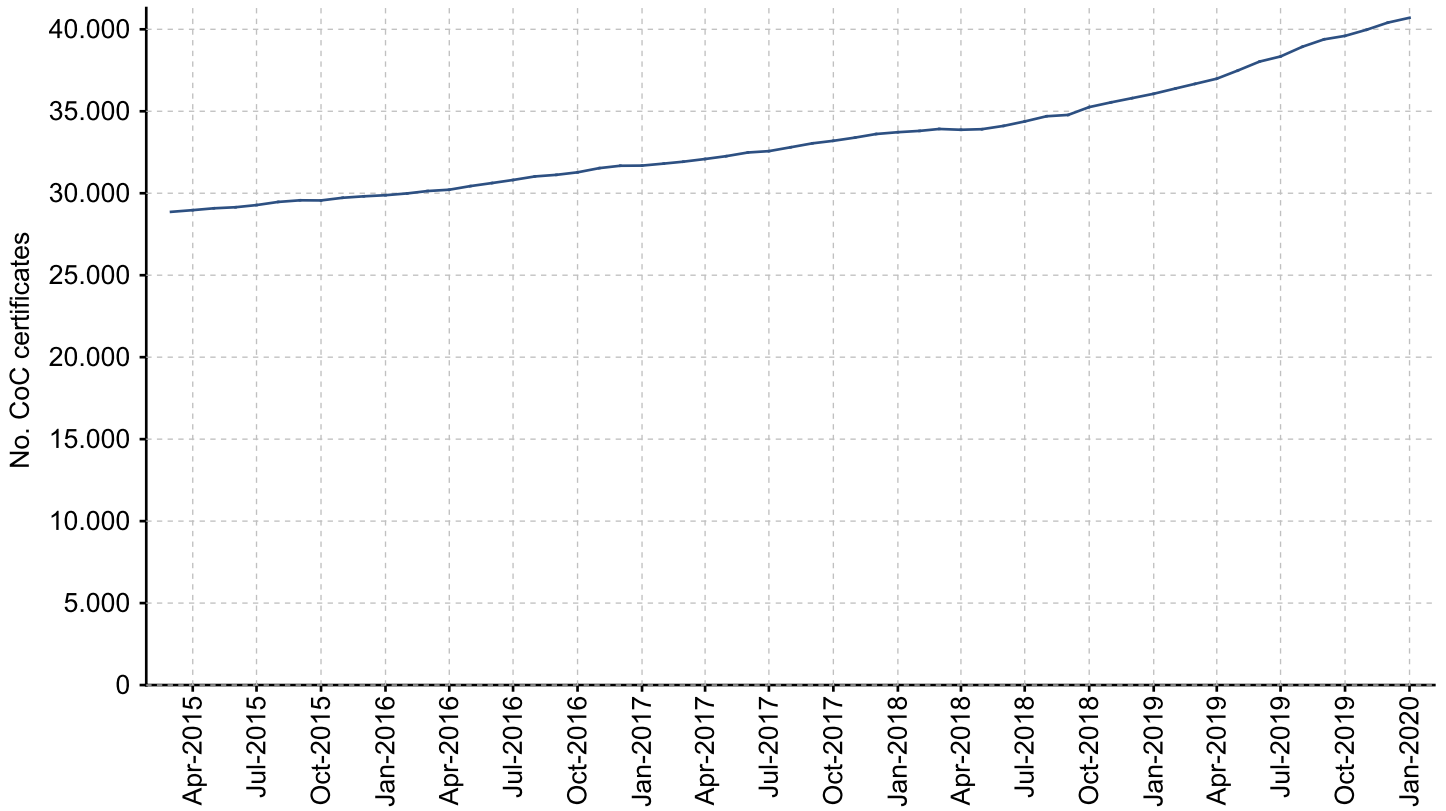
|   |        |
|---|--------|
| Number of Countries: <sup>9</sup>           | 127    |
| Total number of certificates: <sup>10</sup> | 41,005 |

## Ten largest FSC certificates

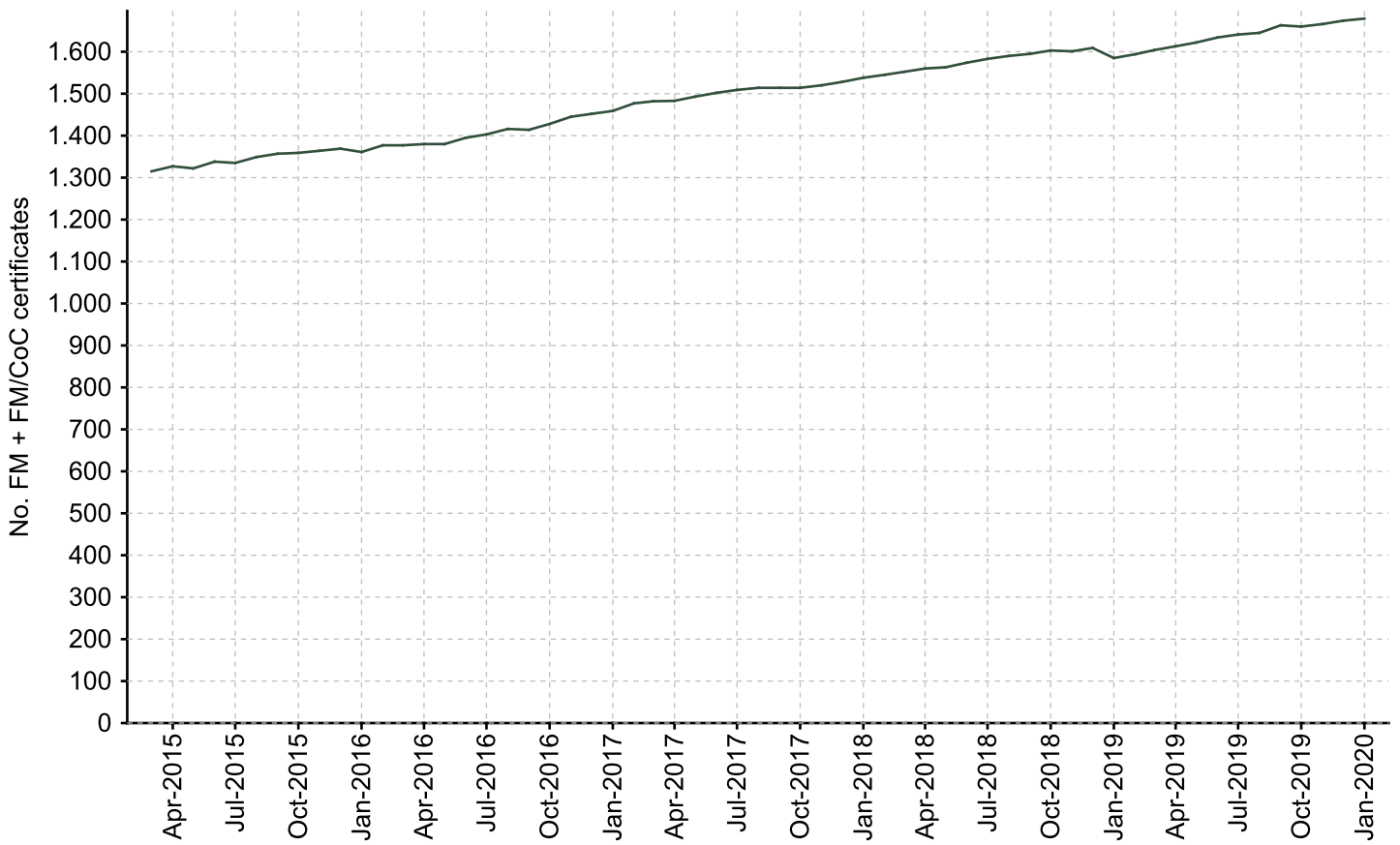




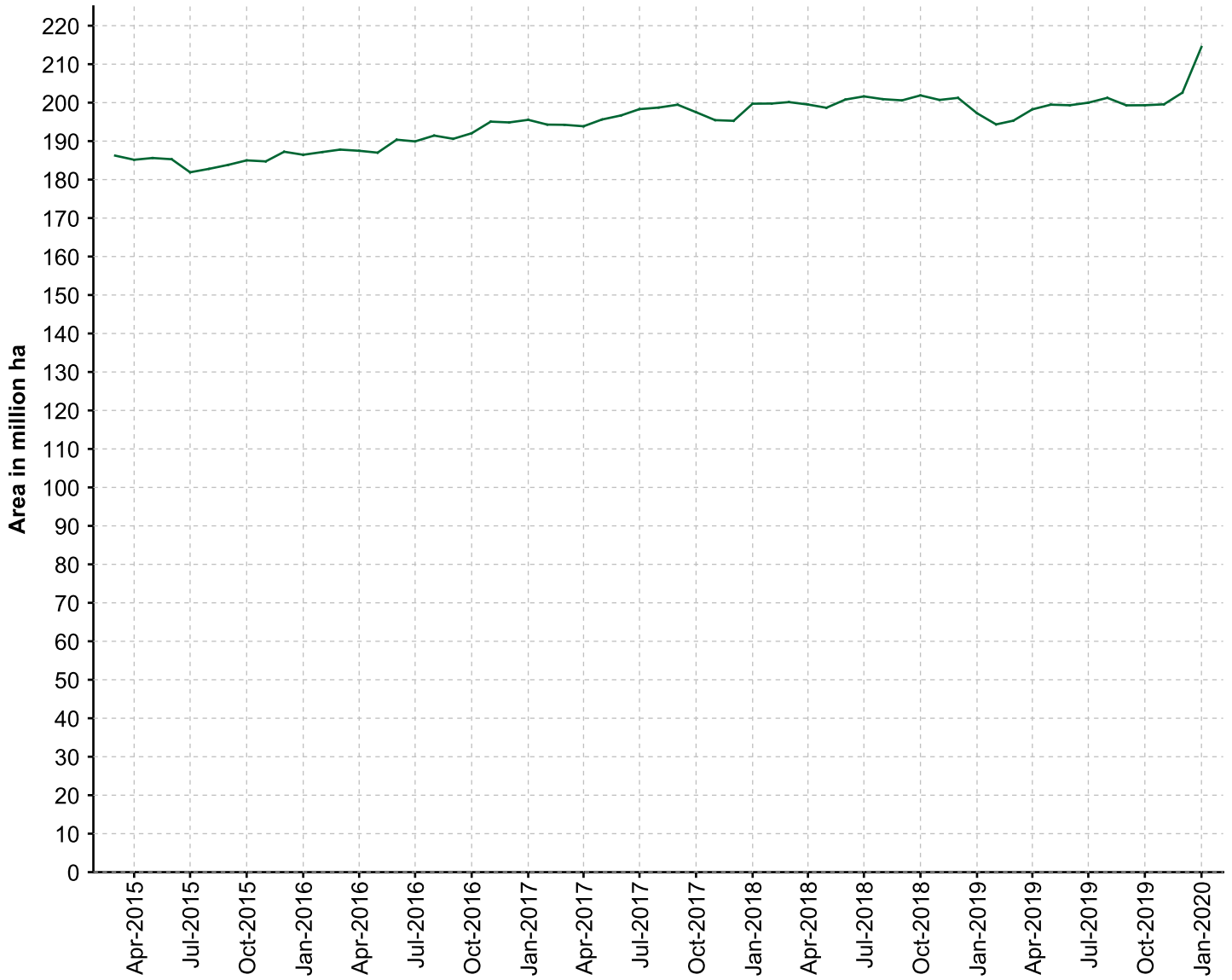
Number of CoC Certificates over past 5 years



Number of FM Certificates over past 5 years



### Forest Area over past 5 years



**Endnotes:**

- 1 Total forest area in ha worldwide under FSC forest management certification (includes FM and FM/CoC certificates).
- 2 Total number of countries worldwide in which FSC forest management certificates (includes FM and FM/CoC certificates) are issued.
- 3 Total number of FSC forest management certificates (FM and FM/CoC) issued globally.
- 4 Total number of countries worldwide in which FSC forest management certificates (FM and FM/CoC) are issued.
- 5 Total number of FSC forest management certificates (FM and FM/CoC) issued worldwide.
- 6 Total forest area in ha worldwide under FSC forest management certification (FM and FM/CoC).
- 7 Total number of countries worldwide in which FSC CoC certificates are issued.
- 8 Total number of FSC CoC certificates issued worldwide.
- 9 Total number of countries worldwide in which FSC CoC certificates are issued
- 10 Total number of FSC CoC certificates issued worldwide.

Note: Being FSC Forest Management certified means that the certified entity is **verified by a third party** to be in compliance with the FSC Principles and Criteria as outlined in the applicable National, Regional or Generic Forest Management Standard.



Forest Stewardship Council®  
FSC® Global Development

Adenauerallee 134, 53113 Bonn, Germany

T +49 (0) 228 367 66-0

F +49 (0) 228 367 66-30

FSC Global Development © All rights reserved

FSC® F000100

[ic.fsc.org](http://ic.fsc.org)